

GJA1 antibody

Product Information

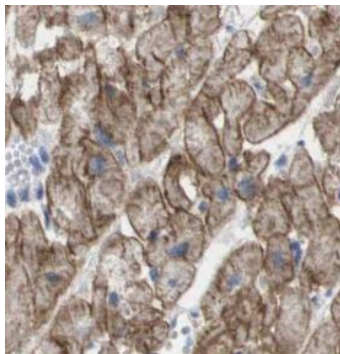
Catalog No.:	FNab01861
Size:	100µg
Form:	liquid
Purification:	Immunogen affinity purified
Purity:	≥95% as determined by SDS-PAGE
Host:	Rabbit
Clonality:	polyclonal
IsoType:	IgG
Storage:	PBS with 0.02% sodium azide and 50% glycerol pH 7.3, -20°C for 12 months(Avoid repeated freeze / thaw cycles.)

Immunogen information

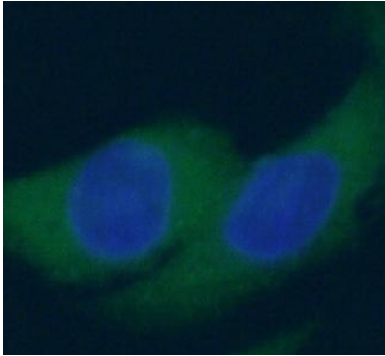
Immunogen:	gap junction protein, alpha 1, 43kDa
Synonyms:	Gap junction alpha-1 protein Connexin-43 (Cx43) Gap junction 43 kDa heart protein GJA1 GJAL
Observed MW:	47 kDa
Uniprot ID :	P17302

Application

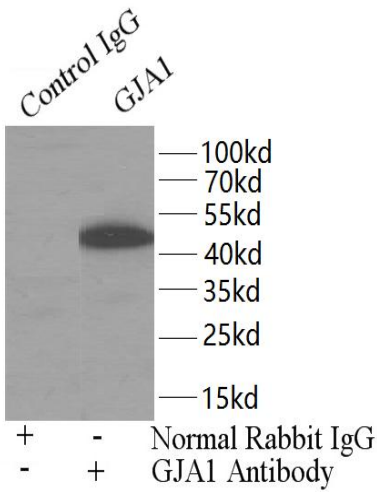
Reactivity:	Human, Mouse, Rat
Tested Application:	ELISA, WB, IHC, FC, IP
Recommended dilution:	WB: 1:500-1:2000; IP: 1:500-1:1000; IHC: 1:50-1:200; IF: 1:50-1:500
Image:	




Immunohistochemistry of paraffin-embedded mouse heart using FNab01861(GJA1 antibody) at dilution of 1:100



Immunofluorescent analysis of (-20°C Ethanol) fixed HeLa cells using FNab01861 at dilution of 1:50 and Alexa Fluor 488-conjugated Goat Anti-Rabbit IgG(H+L)



IP Result of anti-Connexin-43 (IP: FNab01861, 4ug; Detection: FNab01861 1:1000) with mouse heart tissue lysate 3200ug.



HeLa cells were subjected to SDS PAGE followed by western blot with FNab01861(GJA1 antibody) at dilution of 1:1000