

SOX2 antibody

Product Information

Catalog No.:	FNab08125
Size:	100µg
Form:	liquid
Purification:	Immunogen affinity purified
Purity:	≥95% as determined by SDS-PAGE
Host:	Rabbit
Clonality:	polyclonal
Clone ID:	None
IsoType:	IgG
Storage:	PBS with 0.02% sodium azide and 50% glycerol pH 7.3, -20°C for 12 months(Avoid repeated freeze / thaw cycles.)

Background

Transcription factor that forms a trimeric complex with OCT4 on DNA and controls the expression of a number of genes involved in embryonic development such as YES1, FGF4, UTF1 and ZFP206(By similarity). Critical for early embryogenesis and for embryonic stem cell pluripotency. May function as a switch in neuronal development. Downstream SRRT target that mediates the promotion of neural stem cell self-renewal(By similarity). Keeps neural cells undifferentiated by counteracting the activity of proneural proteins and suppresses neuronal differentiation(By similarity).

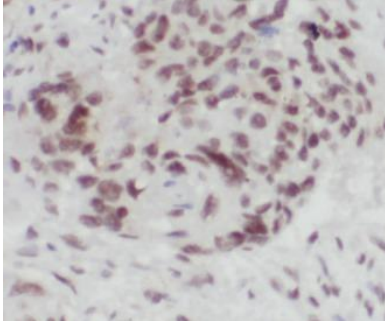
Immunogen information

Immunogen:	SRY(sex determining region Y)-box 2
Synonyms:	Transcription factor SOX-2 SOX2
Observed MW:	34 kDa
Uniprot ID :	P48431

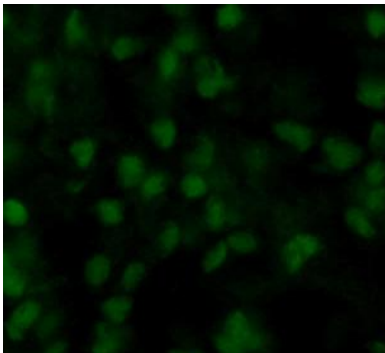
Application

Reactivity:	Human, Mouse, Rat, Zebrafish
Tested Application:	ELISA, IF, WB, IHC
Recommended dilution:	WB: 1:2000-1:20000; IHC: 1:50-1:200; IF: 1:50-1:500

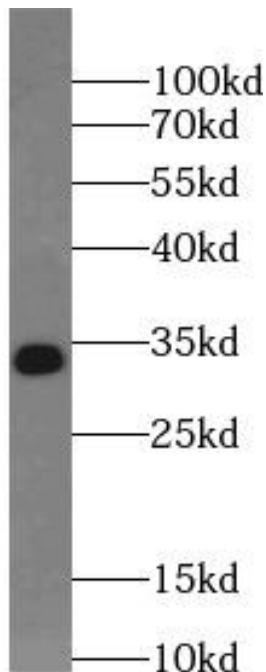
Image:



Immunohistochemistry of paraffin-embedded human lung cancer tissue using FNab08125(SOX2 Antibody) at dilution of 1:100



Immunofluorescent analysis of (4% PFA) fixed mouse embryo tissue using FNab08125 (SOX2 Antibody) at dilution of 1:100 and Alexa Fluor 488-conjugated AffiniPure Goat Anti-Rabbit IgG(H+L)



U-251 cells were subjected to SDS PAGE followed by western blot with FNab08125(SOX2 antibody) at dilution of 1:5000