

Antibodies for Neuroscience Research

Your Expertise

Our Antibodies

Accelerated Discovery

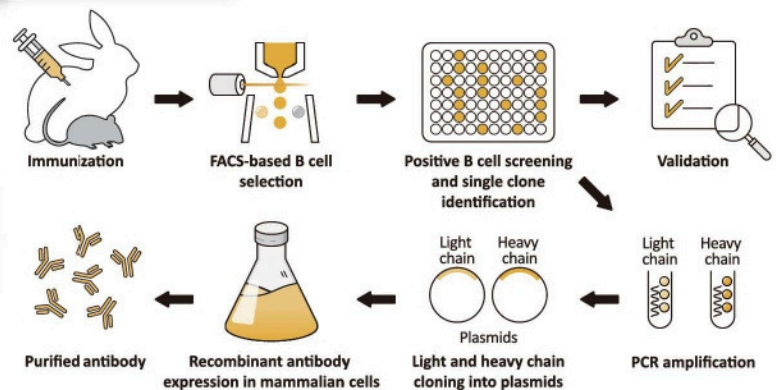
www.genetex.com

GeneTex is a multinational antibody manufacturing company dedicated to creating reagents for biomedical research, assay development, and *in vitro* diagnostics. The company operates state-of-the-art facilities to provide products generated through refined development and quality assurance programs, international collaboration with leading researchers, and scrupulous scientific rigor. GeneTex's antibodies and reagents are manufactured to standards outlined in Quality Management Systems (QMS) ISO 9001:2015 and ISO 13485:2016 and are supported by comprehensive validation and customer service.

To enhance its already extensive catalog of conventional polyclonal and monoclonal antibodies, GeneTex is now focusing its production on the creation of highly validated recombinant rabbit monoclonal antibodies with consistent specificity and performance. Though these recombinant antibodies will be directed against targets relevant to all fields of research, GeneTex has particular interest in developing outstanding reagents to support neuroscience research. The purpose of this brochure is to introduce you to many of our best neuroscience research products.





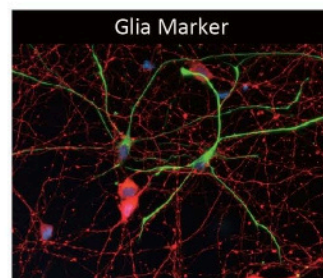
Recombinant Rabbit Antibody Production Workflow




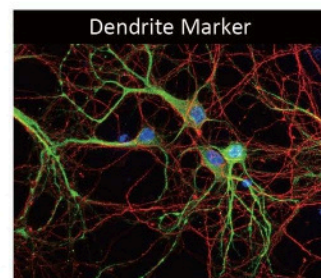
New Recombinant Antibodies for Neuroscience Research




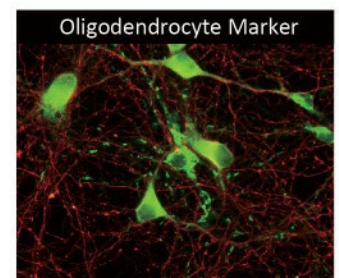
Neuron Marker
beta Tubulin 3/ Tuj1 antibody [HL1709] (GTX637308)  





Glia Marker
GFAP antibody [HL1308] (GTX636726) 



Dendrite Marker
MAP2 antibody [HL1655] (GTX637253) 

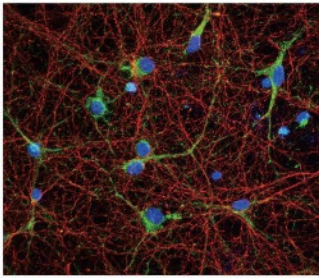


Oligodendrocyte Marker
Myelin basic protein antibody [HL1033] (GTX635873)  

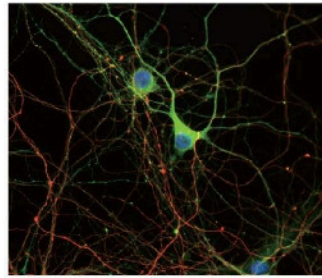
Distributed by:

CliniSciences Group

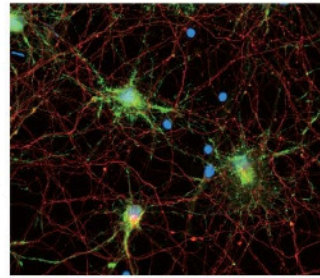
New Recombinant Antibodies for Neuroscience Research



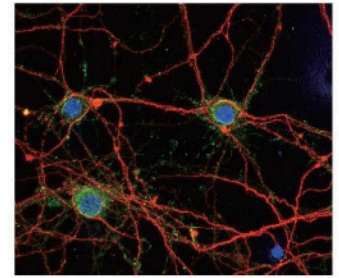
AChE antibody [HL1102]
(GTX636298)



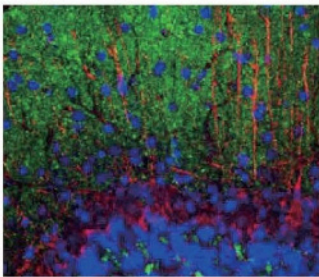
GAD65 + GAD67 antibody [HL1181] (GTX636487)



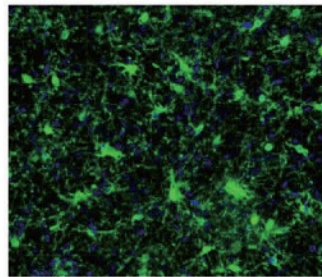
iNOS antibody [HL1213]
(GTX636531)



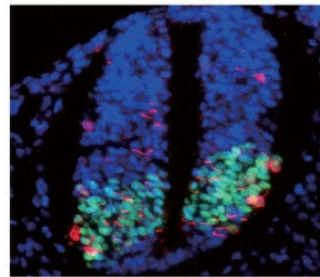
Synaptotagmin 1 antibody [HL1654] (GTX637252)



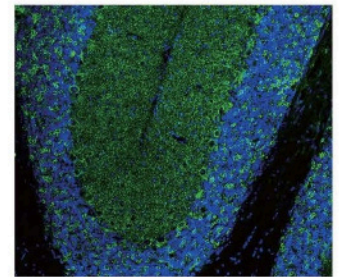
alpha Synuclein antibody [HL1242] (GTX636641)



Iba1 antibody [HL22] (GTX635363)



OLIG2 antibody [HL1072]
(GTX636104)



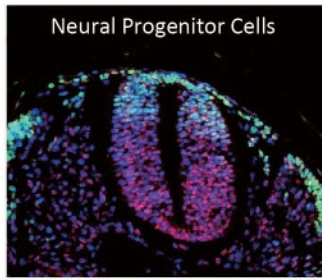
VGAT antibody [HL1616]
(GTX637107)

Cat. No.	Product Name	Clonality	Reactivity	Applications
GTX636298	AChE antibody [HL1102]	Rec Rb mAb	Hu,Ms,Rat,Cat	WB, ICC/IF, IHC-P
GTX636641	alpha Synuclein antibody [HL1242]	Rec Rb mAb	Hu,Ms,Rat	WB, ICC/IF, IHC-P, IHC-Fr
GTX637308	beta Tubulin 3/ Tuj1 antibody [HL1709]	Rec Rb mAb	Hu,Ms,Rat,Dm	WB, ICC/IF, IHC-P
GTX635397	C9orf72 antibody [GT779-RB]	Rec Rb mAb	Hu,Ms,Rat,Cat	WB, ICC/IF, IHC-P
GTX638587	Calbindin antibody [HL2379]	Rec Rb mAb	Hu,Ms,Rat	WB, ICC/IF, IHC-P, IHC-Fr
GTX637416	CD90 antibody [HL1766]	Rec Rb mAb	Hu,Ms,Rat	WB, ICC/IF, IHC-P
GTX636283	CLOCK antibody [HL1099]	Rec Rb mAb	Hu,Ms,Rat	WB, ICC/IF, IHC-P
GTX636467	Dopamine beta Hydroxylase antibody [HL1163]	Rec Rb mAb	Hu	WB, ICC/IF
GTX636952	Dopamine Receptor D2 antibody [HL1478]	Rec Rb mAb	Hu,Ms,Rat	WB, ICC/IF, IHC-P
GTX636487	GAD65 + GAD67 antibody [HL1181]	Rec Rb mAb	Hu,Ms,Rat,Zfsh,Cat,Dog	WB, ICC/IF, IHC-P
GTX636493	GAD65 antibody [HL1187]	Rec Rb mAb	Hu,Ms,Rat,Zfsh,Cat,Dog	WB, ICC/IF, IHC-P
GTX636280	GAD67 antibody [HL1096]	Rec Rb mAb	Hu,Ms,Rat,Cat,Dog	WB, IHC-P
GTX636725	GFAP antibody [HL1307]	Rec Rb mAb	Hu,Ms,Rat	WB, IHC-P, IHC-Fr
GTX636726	GFAP antibody [HL1308]	Rec Rb mAb	Ms,Rat	ICC/IF, IHC-P, IHC-Fr
GTX635363	Iba1 antibody [HL22]	Rec Rb mAb	Hu,Ms,Rat	WB, ICC/IF, IHC-P, IHC-Fr
GTX638147	Iba1 antibody [HL1880-MS]	Rec Rb mAb	Hu,Ms,Rat	WB, ICC/IF, IHC-P, IHC-Fr
GTX636887	IL1 beta antibody [HL1421]	Rec Rb mAb	Hu,Ms,Rat	WB, ICC/IF, IHC-P, ELISA
GTX636531	iNOS antibody [HL1213]	Rec Rb mAb	Ms,Rat	WB, ICC/IF, IHC-P
GTX637015	IP3 Receptor I antibody [HL1541]	Rec Rb mAb	Hu,Ms,Rat	WB, ICC/IF, IHC-P
GTX637254	MAP2 antibody [HL1656]	Rec Rb mAb	Ms,Rat	ICC/IF, IHC-P
GTX635873	Myelin basic protein antibody [HL1033]	Rec Rb mAb	Hu,Ms,Rat	WB, ICC/IF, IHC-P, IHC-Fr
GTX636671	NFIX antibody [HL1269]	Rec Rb mAb	Ms,Rat	ICC/IF, IHC-P
GTX636104	OLIG2 antibody [HL1072]	Rec Rb mAb	Ms,Rat	ICC/IF, IHC-P, IHC-Fr
GTX635463	PAX3 antibody [HL160]	Rec Rb mAb	Hu,Ms,Rat	WB, IHC-P
GTX636799	PDE6D antibody [HL1359]	Rec Rb mAb	Hu,Ms,Rat,Zfsh,Cat,Dog	WB, IHC-P
GTX636993	RPE65 antibody [HL1519]	Rec Rb mAb	Ms	WB, IHC-P
GTX637255	SNAP91 antibody [HL1657]	Rec Rb mAb	Hu,Ms,Rat,Cat	WB, IHC-P
GTX636297	Somatostatin antibody [HL1101]	Rec Rb mAb	Ms,Rat,Cat,Dog	WB, ICC/IF, IHC-P
GTX637252	Synaptotagmin 1 antibody [HL1654]	Rec Rb mAb	Hu,Ms,Rat,Dm	WB, ICC/IF
GTX636678	Tau (phospho Thr217) antibody [HL1276]	Rec Rb mAb	Hu,Ms,Rat	WB, ICC/IF, IHC-P, ELISA
GTX637412	Tyrosine Hydroxylase antibody [HL1762]	Rec Rb mAb	Ms,Rat	WB, IHC-P
GTX637107	VGAT antibody [HL1616]	Rec Rb mAb	Hu,Ms,Rat	WB, ICC/IF, IHC-P, IHC-Fr

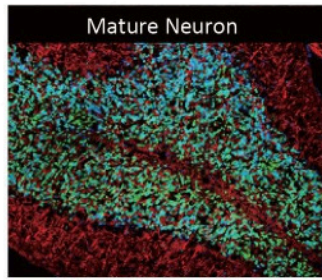
Distributed by:


CliniSciences Group

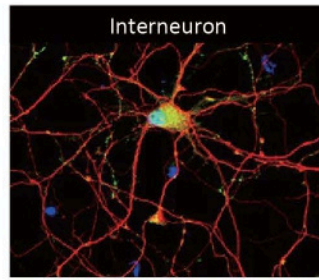
Neural Markers



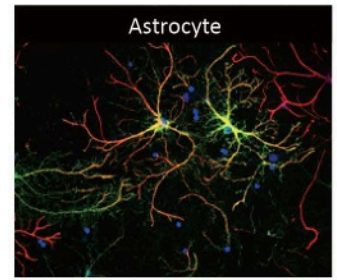
PAX3 antibody [HL160]
(GTX635463)   




























NeuN antibody
(GTX132974) 



Somatostatin antibody [HL1101]
(GTX636297) 

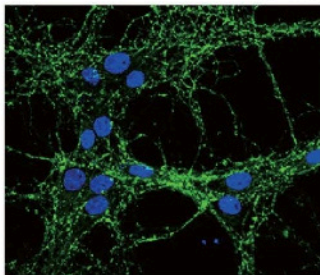


Glutamine synthetase antibody
[GT1055] (GTX630654)   

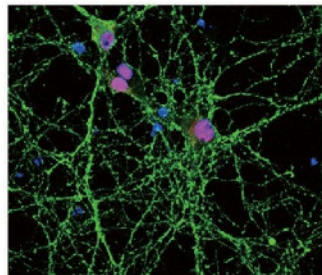
	Cat. No.	Product Name	Clonality	Reactivity	Applications
Neural Progenitor	GTX630201	   Nestin antibody [GT623]	Ms mAb	Hu, Ms, Rat	WB, ICC/IF, IHC-P, IHC-Fr
	GTX635463	   PAX3 antibody [HL160]	Rec Rb mAb	Hu, Ms	WB, IHC-P
	GTX627404	   SOX2 antibody [GT1876]	Ms mAb	Hu, Ms, Rat, Zfsh	WB, ICC/IF, IHC-P, IHC-Fr, FACS, IP
Immature Neuron	GTX634792	 NCAM antibody [GT135]	Ms mAb	Hu, Ms, Rat	WB, ICC/IF, IHC-P
Mature Neuron	GTX638198	 NeuN antibody [HL2194]	Rec Rb mAb	Ms, Rat	ICC/IF, IHC-P, IHC-Fr
	GTX132974	 NeuN antibody	Rb pAb	Ms, Rat, Fish	WB, ICC/IF, IHC-P, IHC-Fr
Interneuron	GTX636297	 Somatostatin antibody [HL1101]	Rec Rb mAb	Ms, Rat	WB, ICC/IF, IHC-P
Microglia	GTX635363	   Iba1 antibody [HL22]	Rec Rb mAb	Hu, Ms, Rat	WB, ICC/IF, IHC-P, IHC-Fr
	GTX636531	  iNOS antibody [HL1213]	Rec Rb mAb	Ms, Rat	WB, ICC/IF, IHC-P
	GTX134087	 TMEM119 antibody	Rb pAb	Ms	IHC-P, IHC-Fr
Oligodendrocyte	GTX635873	 Myelin basic protein antibody [HL1033]	Rec Rb mAb	Hu, Ms, Rat	WB, ICC/IF, IHC-P, IHC-Fr
	GTX636104	 OLIG2 antibody [HL1072]	Rec Rb mAb	Ms, Rat	ICC/IF, IHC-P, IHC-Fr
Astrocyte	GTX636726	 GFAP antibody [HL1308]	Rec Rb mAb	Ms, Rat	ICC/IF, IHC-P, IHC-Fr
	GTX630654	   Glutamine synthetase antibody [GT1055]	Ms mAb	Hu, Ms, Rat	WB, ICC/IF, IHC-P, IHC-Fr

Neurites & Synapses

Presynaptic Marker

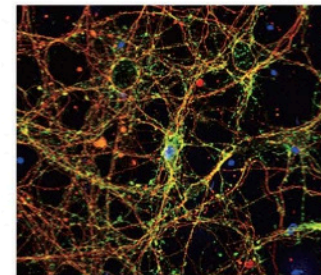



Synaptophysin antibody
[GT2589] (GTX633972) 

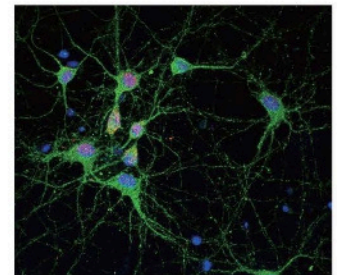



VAMP2 antibody [GT6311]
(GTX634812) 

















Postsynaptic Marker



Homer1 antibody
(GTX103278) 



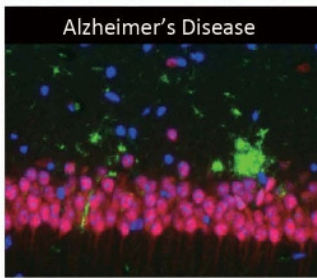
PSD95 antibody [GT1234]
(GTX634291) 

	Cat. No.	Product Name	Clonality	Reactivity	Applications
Axon	GTX130053	  alpha Internexin antibody	Rb pAb	Hu, Ms, Rat	WB, ICC/IF, IP
	GTX634289	 NF-H antibody [GT114]	Ms mAb	Hu, Ms, Rat	WB, ICC/IF, IHC-P, IHC-Fr
	GTX101142	 NF-L antibody	Rb pAb	Hu, Ms, Rat	WB, ICC/IF, IHC-P, IHC-Fr, ELISA, Sandwich ELISA
	GTX634483	 NF-M antibody [GT883]	Ms mAb	Hu, Ms, Rat	WB, ICC/IF, IHC-P, IHC-Fr, IHC
	GTX130462	   Tau antibody	Rb pAb	Hu, Ms, Rat	WB, ICC/IF, IHC-P, IHC-Fr, IHC
Dendrite	GTX634473	 MAP2 antibody [GT925]	Ms mAb	Ms, Rat	WB, ICC/IF, IHC-P
Presynaptic Marker	GTX100865	 Synaptophysin antibody	Rb pAb	Hu, Ms, Rat	WB, ICC/IF, IHC-P, IHC-Fr, IHC-Wm
	GTX633972	 Synaptophysin antibody [GT2589]	Ms mAb	Hu, Ms, Rat	WB, ICC/IF, IHC-P
	GTX637252	  Synaptotagmin 1 antibody [HL1654]	Rec Rb mAb	Hu, Ms, Rat	WB
	GTX634812	 VAMP2 antibody [GT6311]	Ms mAb	Ms, Rat	WB, ICC/IF, IHC-P
Postsynaptic Marker	GTX103278	 Homer1 antibody	Rb pAb	Hu, Ms, Rat	WB, ICC/IF, IHC-P, IHC-Fr, IP
	GTX634291	 PSD95 antibody [GT1234]	Ms mAb	Ms, Rat	WB, ICC/IF

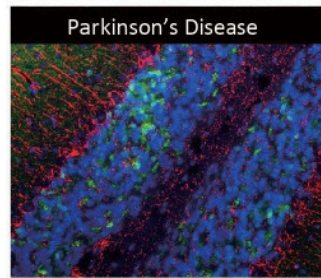
Distributed by:




CliniSciences Group

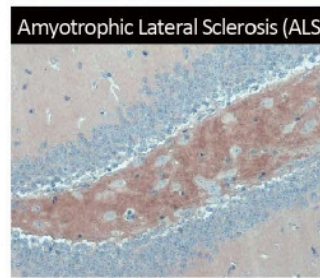
Neurodegenerative Disorders



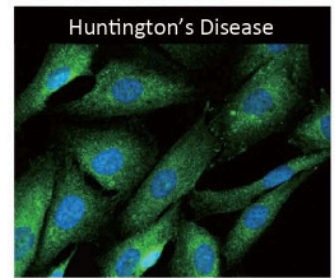
Alzheimer's Disease
beta Amyloid (1-42) antibody –
Conformation Specific [GT622]
(GTX635160)  


























Parkinson's Disease
alpha Synuclein antibody
[HL1243] (GTX636642)   



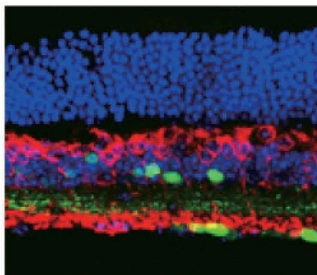
Amyotrophic Lateral Sclerosis (ALS)
C9orf72 antibody [GT779]
(GTX632041)  





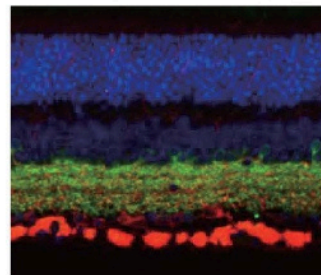
Huntington's Disease
Huntingtin antibody
(GTX132433) 

	Cat. No.	Product Name	Clonality	Reactivity	Applications
Alzheimer's Disease	GTX635160	  beta Amyloid (1-42) antibody – Conformation Specific antibody [GT622]	Ms mAb	Hu,Ms	IHC-P, Dot, ELISA, Sandwich ELISA
	GTX634809	Tau antibody [GT287]	Ms mAb	Ms,Rat	WB, ICC/IF
	GTX635891	  Apolipoprotein E antibody [GT1627]	Ms mAb	Hu,Rat	WB, IP, ELISA, Sandwich ELISA
Parkinson's Disease	GTX636642	   alpha Synuclein antibody [HL1243]	Rec Rb mAb	Hu,Ms,Rat	WB, IHC-P, IHC-Fr
	GTX109637	   PGP9.5 antibody	Rb pAb	Hu,Ms,Rat	WB, ICC/IF, IHC-P, IHC-Fr
	GTX637412	 Tyrosine Hydroxylase antibody [HL1762]	Rec Rb mAb	Ms,Rat	WB, IHC-P
Amyotrophic Lateral Sclerosis (ALS)	GTX632041	   C9orf72 antibody [GT779]	Ms mAb	Hu,Ms,Rat	WB, ICC/IF, IHC-P, IP
	GTX130828	   Nek1 antibody	Rb pAb	Hu,Ms	WB, ICC/IF, IP
	GTX630197	 TDP43 antibody [GT733]	Ms mAb	Hu,Ms,Rat	WB, ICC/IF, IHC-P, IP
Huntington's Disease	GTX132433	 Huntingtin antibody	Rb pAb	Hu,Ms,Rat	WB, ICC/IF, IHC-P
	GTX129156	   SIN3A antibody	Rb pAb	Hu,Ms,Rat	WB, ICC/IF, IHC-P, IP, ChIP assay

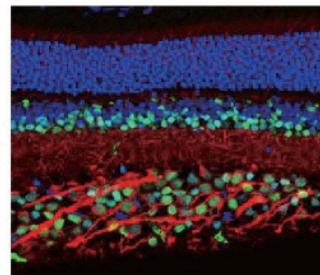
Vision & Retina



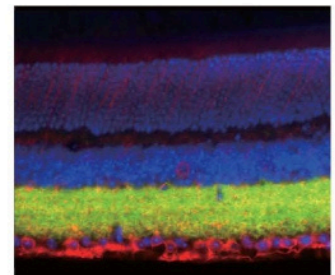
Choline Acetyltransferase antibody
[N1N3] (GTX113164)  




























GAD67 antibody [HL1096]
(GTX636280)  



PAX6 antibody [GT9412]
(GTX634863) 



VGAT antibody [HL1615]
(GTX637106)  

	Cat. No.	Product Name	Clonality	Reactivity	Applications
	GTX103261	  Calretinin antibody	Rb pAb	Hu,Ms,Rat	WB, ICC/IF, IHC-P, IHC-Fr
	GTX637915	 Choline Acetyltransferase antibody [HL2014]	Rec Rb mAb	Ms,Rat	WB, ICC/IF, IHC-P
	GTX113164	  Choline Acetyltransferase antibody [N1N3]	Rb pAb	Hu,Ms,Rat	WB, ICC/IF, IHC-P, IHC-Fr
	GTX112846	    CREB antibody	Rb pAb	Hu,Ms,Rat	WB, ICC/IF, IHC-P, IHC-Fr
	GTX636280	  GAD67 antibody [HL1096]	Rec Rb mAb	Hu,Ms,Rat,Cat,Dog	WB, IHC-P
	GTX100446	    p27 Kip1 antibody	Rb pAb	Hu,Ms	WB, ICC/IF, IHC-P, IHC-Fr, IP, IHC
	GTX634863	  PAX6 antibody [GT9412]	Ms mAb	Hu,Ms,Rat	WB, ICC/IF, IHC-P
	GTX130453	 PKC alpha antibody	Rb pAb	Hu,Ms,Rat,Zfsh	WB, ICC/IF, IHC-Fr
	GTX133091	 PSD95 antibody	Rb pAb	Hu,Ms,Rat	WB, ICC/IF, IHC-P, IHC-Fr
	GTX115443	 SCGN antibody [N2C3]	Rb pAb	Hu,Ms,Rat	WB, ICC/IF, IHC-P, IHC-Fr
	GTX133241	 VAMP2 antibody	Rb pAb	Ms,Rat	WB, ICC/IF, IHC-P, IHC-Fr
	GTX637106	  VGAT antibody [HL1615]	Rec Rb mAb	Hu,Ms,Rat	WB, ICC/IF, IHC-P

Distributed by:

CliniSciences Group

CliniSciences Group

Austria

Company: CliniSciences GmbH
Address: Sternwartestrasse 76, A-1180
Wien - Austria
Telephone: +43 720 115 580
Fax: +43 720 115 577
Email: oesterreich@clinisciences.com
Web: <https://www.clinisciences.com>



Belgium

Company: CliniSciences S.R.L
Address: Avenue Stalingrad 52, 1000
Brussels - Belgium
Telephone: +32 2 31 50 800
Fax: +32 2 31 50 801
Email: belgium@clinisciences.com
Web: <https://www.clinisciences.com>



Denmark

Company: CliniSciences ApS
Address: Oesterbrogade 226, st. 1,
Copenhagen, 2100 - Denmark
Telephone: +45 89 888 349
Fax: +45 89 884 064
Email: denmark@clinisciences.com
Web: <https://www.clinisciences.com>



Finland

Company: CliniSciences ApS
Address: Oesterbrogade 226, st. 1,
Copenhagen, 2100 - Denmark
Telephone: +45 89 888 349
Fax: +45 89 884 064
Email: suomi@clinisciences.com
Web: <https://www.clinisciences.com>



France

Company: CliniSciences S.A.S
Address: 74 Rue des Suisses, 92000
Nanterre- France
Telephone: +33 9 77 40 09 09
Fax: +33 9 77 40 10 11
Email: info@clinisciences.com
Web: <https://www.clinisciences.com>



Germany

Company: Biotrend Chemikalien GmbH
Address: Wilhelm-Mauser-Str. 41-43,
50827 Köln - Germany
Telephone: +49 221 9498 320
Fax: +49 221 9498 325
Email: info@biotrend.com
Web: <https://www.biotrend.com>



Iceland

Company: CliniSciences ApS
Address: Oesterbrogade 226, st. 1,
Copenhagen, 2100 - Denmark
Telephone: +45 89 888 349
Fax: +45 89 884 064
Email: island@clinisciences.com
Web: <https://www.clinisciences.com>



Ireland

Company: CliniSciences Limited
Address: Ground Floor, 71 lower Baggot street
Dublin D02 P593 - Ireland
Telephone: +353 1 6971 146
Fax: +353 1 6971 147
Email: ireland@clinisciences.com
Web: <https://www.clinisciences.com>



Italy

Company: CliniSciences S.r.l
Address: Via Maremmana inferiore 378
Roma 00012 Guidonia Montecelio - Italy
Telephone: +39 06 94 80 56 71
Fax: +39 06 94 80 00 21
Email: italia@clinisciences.com
Web: <https://www.clinisciences.com>



Netherlands

Company: CliniSciences B.V.
Address: Kraaijenhoffstraat 137A,
1018RG Amsterdam, Netherlands
Telephone: +31 85 2082 351
Fax: +31 85 2082 353
Email: nederland@clinisciences.com
Web: <https://www.clinisciences.com>



Norway

Company: CliniSciences ApS
Address: Oesterbrogade 226, st. 1,
Copenhagen, 2100 - Denmark
Telephone: +45 89 888 349
Fax: +45 89 884 064
Email: norge@clinisciences.com
Web: <https://www.clinisciences.com>



Poland

Company: CliniSciences sp.Z.o.o.
Address: ul. Rotmistrza Witolda Pileckiego 67
lok. 200 - 02-781 Warszawa -Poland
Telephone: +48 22 307 0535
Fax: +48 22 307 0532
Email: polska@clinisciences.com
Web: <https://www.clinisciences.com>



Portugal

Company: Quimigen Unipessoal LDA
Address: Rua Almada Negreiros, Lote 5, Loja 14,
2615-275 Alverca Do Ribatejo - Portugal
Telephone: +351 30 8808 050
Fax: +351 30 8808 052
Email: info@quimigen.com
Web: <https://www.quimigen.pt>



Spain

Company: CliniSciences Lab Solutions
Address: C/ Hermanos del Moral 13
(Bajo E), 28019, Madrid - Spain
Telephone: +34 91 269 40 65
Fax: +34 91 269 40 74
Email: espana@clinisciences.com
Web: <https://www.clinisciences.com>



Sweden

Company: CliniSciences ApS
Address: Oesterbrogade 226, st. 1,
Copenhagen, 2100 - Denmark
Telephone: +45 89 888 349
Fax: +45 89 884 064
Email: sverige@clinisciences.com
Web: <https://www.clinisciences.com>



Switzerland

Company: CliniSciences Limited
Address: Marktgasse 18 8302 Kloten -
Switzerland
Telephone: +41 (044) 805 76 81
Fax: +41 (044) 805 76 75
Email: switzerland@clinisciences.com
Web: <https://www.clinisciences.com>



UK

Company: CliniSciences Limited
Address: 11 Progress Business center, Whittle
Parkway, SL1 6DQ Slough- United Kingdom
Telephone: +44 (0)1753 866 511
or +44 (0) 330 684 0982
Fax: +44 (0)1753 208 899
Email: uk@clinisciences.com
Web: <https://www.clinisciences.com>



USA

Company: Biotrend Chemicals LLC
Address: c/o Carr Riggs Ingram,
500 Grand Boulevard, Suite 210 Miramar
Beach, FL 32550- USA
Telephone: +1 850 650 7790
Fax: +1 850 650 4383
Email: info@biotrend-usa.com
Web: <https://www.biotrend-usa.com>

