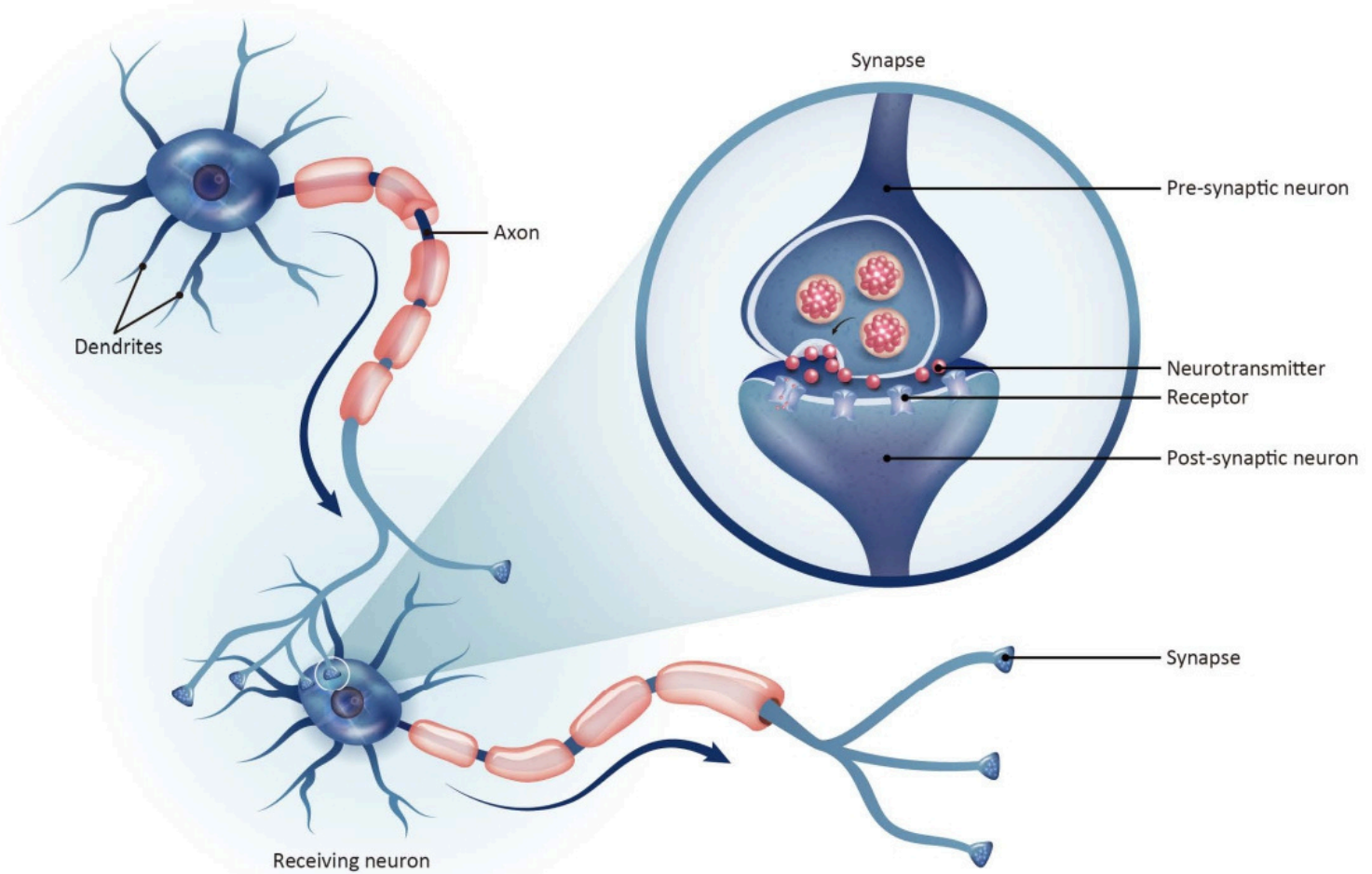


Neurites and Synapses

www.genetex.com



Neurites are projections from the neuronal cell body that develop into axons and dendrites to form complex neuronal circuits. These circuits are highly dynamic, with ongoing reconfiguration and refinement characteristic of the structural plasticity necessary for learning and memory. Neurite outgrowth also occurs during nerve regeneration. Chemical synapse communication is defined by the release of neurotransmitters from the pre-synaptic neuron with binding to receptors on the post-synaptic neuron. Synaptic degeneration is evident in the course of neurodegenerative disease, though the underlying mechanisms are poorly understood. To facilitate study of neurite and synapse biology, antibodies detecting neuron-specific and pre- and postsynaptic markers are essential tools for neuroscience researchers.

Highlighted Products



Citation Support



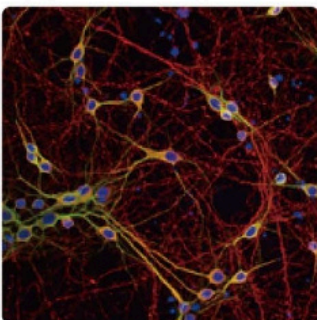
KO/KD Validation




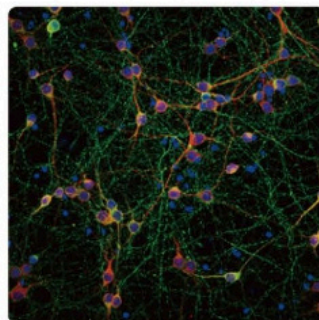
Comparable Abs






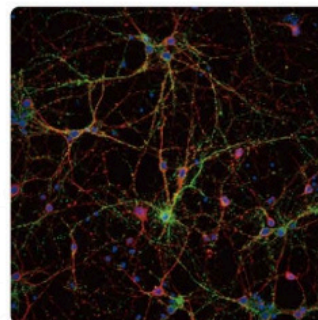
Orthogonal Validation





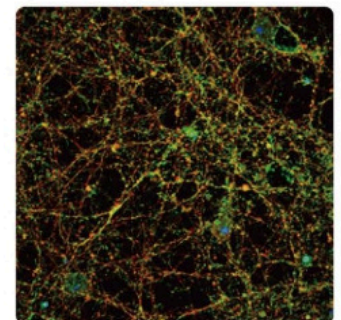
MAP2 antibody
(GTX133109) 




Tau antibody
(GTX130462)   



Synaptophysin antibody
(GTX100865)  



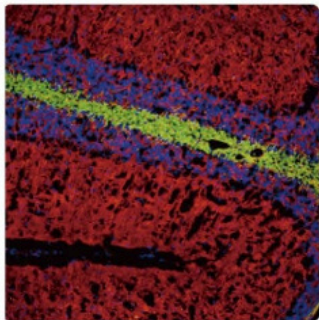
PSD95 antibody
(GTX133091) 


Distributed by:

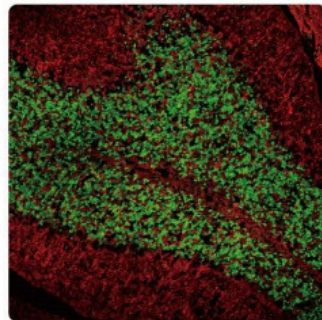
CliniSciences Group


Neurite markers

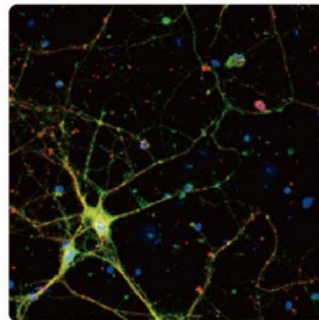
	Cat. No.	Product Name	Clonality	Reactivity	Applications
Axon	 GTX130053	alpha Internexin antibody	Rb pAb	Hu,Ms,Rat	WB, ICC/IF, IP
	GTX133356	alpha Internexin antibody	Rb pAb	Ms,Rat	WB, ICC/IF, IHC-P, IHC-Fr
	GTX104875	KIF5A antibody [C3], C-term	Rb pAb	Hu,Ms,Rat	WB, ICC/IF, IHC-P
	 GTX113761	KIF5A antibody [N3C2], Internal	Rb pAb	Hu,Ms,Rat	WB
	GTX104874	KIF5B antibody [C3], C-term	Rb pAb	Hu	WB, IHC-P
	GTX129010	L1CAM (150kDa subunit) antibody	Rb pAb	Hu	WB, IHC-P
	 GTX110065	NF-H antibody	Rb pAb	Hu,Ms,Rat	WB, ICC/IF, IHC-P, IHC-Fr
	 GTX634289	NF-H antibody [GT114]	Ms mAb	Hu,Ms,Rat	WB, ICC/IF, IHC-P, IHC-Fr
	GTX101142	NF-L antibody	Rb pAb	Hu,Ms,Rat	WB, ICC/IF, IHC-P, IHC-Fr, ELISA, Sandwich ELISA
	 GTX133215	NF-M antibody	Rb pAb	Ms,Rat	WB, IHC-P, IHC-Fr
	 GTX634483	NF-M antibody [GT883]	Ms mAb	Hu,Ms,Rat	WB, ICC/IF, IHC-P, IHC-Fr, IHC
	 GTX102005	Peripherin antibody	Rb pAb	Hu	WB, ICC/IF, IHC-P
	GTX106422	STMN2 antibody	Rb pAb	Hu	WB, ICC/IF, IHC-P
	GTX634809	Tau antibody [GT287]	Ms mAb	Ms,Rat	WB, ICC/IF
	 GTX130462	Tau antibody	Rb pAb	Hu,Ms,Rat	WB, ICC/IF, IHC-P, IHC-Fr, IHC
	 GTX24864	Tau (phospho Ser199/Ser202) antibody	Rb pAb	Hu,Ms,Rat	WB, ICC/IF, IHC-P, FACS, IHC
	 GTX24858	Tau (phospho Ser396) antibody	Rb pAb	Hu,Ms,Rat,Bov	WB, IHC-P, ELISA, IHC, Neutralizing/Inhibition, IHC (Free Floating)
	 GTX86147	Tau (phospho Ser422) antibody	Rb pAb	Hu,Ms,Rat	WB, IHC-P
 GTX24841	Tau (phospho Thr205) antibody	Rb pAb	Hu,Ms,Rat,Dog	WB, ICC/IF, IHC-P, FACS, ELISA, IHC, IHC (Free Floating)	
Dendrite	GTX107270	Drebrin antibody	Rb pAb	Hu,Ms,Rat	WB, IHC-P
	GTX634471	MAP2 antibody [GT378]	Ms mAb	Ms,Rat	WB, ICC/IF, IHC-P
	 GTX634473	MAP2 antibody [GT925]	Ms mAb	Ms,Rat	WB, ICC/IF, IHC-P
	 GTX133109	MAP2 antibody	Rb pAb	Hu,Ms,Rat,Fish	WB, ICC/IF, IHC-P, IHC-Fr
	 GTX133279	SAP102 antibody	Rb pAb	Ms,Rat	WB, ICC/IF, IHC-P
	 GTX110289	SAP102 antibody [C1C3]	Rb pAb	Hu,Ms,Rat,Pig	WB, ICC/IF, IHC-P, IHC-Fr
Soma	 GTX132974	NeuN antibody	Rb pAb	Ms,Rat,Fish	WB, ICC/IF, IHC-P, IHC-Fr
	GTX133249	NSE antibody	Rb pAb	Ms,Rat	WB, ICC/IF, IHC-P, IHC-Fr
	 GTX101553	NSE antibody [N1C1]	Rb pAb	Hu,Ms,Rat	WB, IHC-P, IHC-Fr
	GTX634481	Tyrosine Hydroxylase antibody [GT234]	Ms mAb	Ms,Rat	WB, ICC/IF, IHC-P
	 GTX113016	Tyrosine Hydroxylase antibody	Rb pAb	Hu,Ms,Rat,Vole,Calif	WB, ICC/IF, IHC-P, IHC-Fr
	 GTX102424	Tyrosine Hydroxylase antibody [N1C1]	Rb pAb	Hu,Ms,Rat,Zfsh	WB, ICC/IF, IHC-P, IHC-Fr, IHC-Wm
	 GTX16557	Tyrosine Hydroxylase (phospho Ser40) antibody	Rb pAb	Ms,Rat,Starling,Bird,Sparrow	WB, ICC/IF, IHC-P, IHC-Fr, IHC
Axon, dendrite and soma	 GTX631836	beta Tubulin 3/ Tuj1 antibody [GT11710]	Ms mAb	Hu,Ms,Rat,Fish	WB, ICC/IF, IHC-P, IHC-Fr, IP
	 GTX130245	beta Tubulin 3/ Tuj1 antibody	Rb pAb	Hu,Ms,Rat	WB, ICC/IF, IHC-P, IHC-Fr, IP
	 GTX103954	CNPase antibody	Rb pAb	Hu,Ms,Rat	WB, IHC-P, IHC-Fr
Myelin sheath	GTX114542	MAG antibody	Rb pAb	Hu,Ms,Rat	WB, IHC-P, IHC-Fr
	 GTX106283	MOG antibody [C2C3], C-term	Rb pAb	Ms,Rat	WB, ICC/IF, IHC-Fr
	 GTX635873	Myelin basic protein antibody [HL1033]	Rec Rb mAb	Hu,Ms,Rat	WB, ICC/IF, IHC-P
	 GTX133108	Myelin basic protein antibody	Rb pAb	Hu,Ms,Rat	WB, ICC/IF, IHC-P, IHC-Fr, IHC, IHC (Free Floating)
	GTX134433	Myelin PLP antibody	Rb pAb	Ms,Rat	IHC-P
	GTX114599	OMG antibody	Rb pAb	Hu,Ms,Rat	WB, IHC-P
GTX106329	OMG antibody [C1C2], Internal	Rb pAb	Hu,Ms	WB, IHC-Fr	




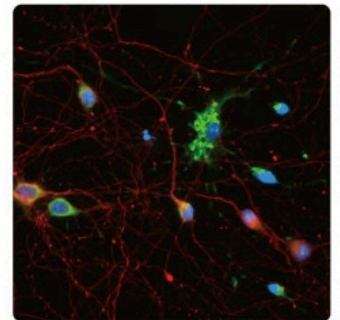
CNPase antibody (GTX103954)





NeuN antibody (GTX132974)




SAP102 antibody [C1C3]
(GTX110289) 



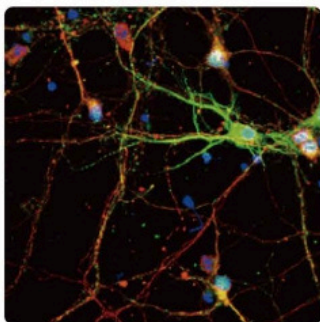
Myelin basic protein antibody
[HL1033] (GTX635873) 

Distributed by:

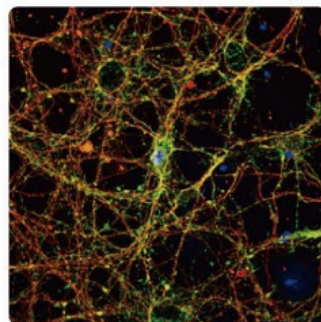
CliniSciences Group

Synaptic markers

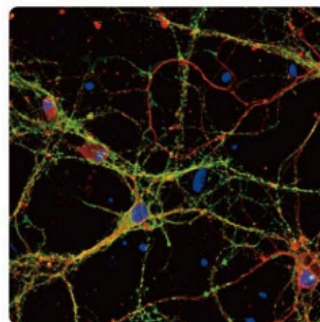
	Cat. No.	Product Name	Clonality	Reactivity	Applications
Pre-synapse	GTX13249	Bassoon antibody [SAP7F407]	Ms mAb	Ms,Rat	WB, ICC/IF, IP, IHC
	GTX111513	CASK antibody	Rb pAb	Hu,Ms,Rat	WB, ICC/IF, IHC-P
	GTX133275	CASK antibody	Rb pAb	Ms,Rat	WB, ICC/IF, IHC-P
	GTX122908	Complexin 3 antibody	Rb pAb	Ms	WB, IHC-P
	GTX113839	SNAP25 antibody	Rb pAb	Hu,Ms,Rat	WB, ICC/IF, IHC-P, IHC-Fr
	GTX131233	Synapsin I antibody	Rb pAb	Ms	WB
	GTX106365	Syntaxin 1a antibody [N1], N-term	Rb pAb	Hu,Rat	WB, ICC/IF
	GTX633821	Synaptophysin antibody [GT1825]	Ms mAb	Ms,Rat	WB, IHC-P, IHC-Fr
	GTX633972	Synaptophysin antibody [GT2589]	Ms mAb	Hu,Ms,Rat	WB, ICC/IF, IHC-P
	GTX100865	Synaptophysin antibody	Rb pAb	Hu,Ms,Rat	WB, ICC/IF, IHC-P, IHC-Fr, IHC-Wm
	GTX114124	Synaptotagmin 1 antibody [N1C2]	Rb pAb	Hu,Ms,Rat	WB, ICC/IF, IHC-P
	GTX117819	Synaptotagmin 2 antibody	Rb pAb	Ms,Rat	WB
	GTX113559	Syntaxin 1a antibody	Rb pAb	Hu,Ms,Rat	WB, ICC/IF, IHC-P
	GTX118549	Syntaxin 3 antibody [N1C2]	Rb pAb	Hu,Ms,Rat	WB, ICC/IF
	GTX114806	Syntaxin 4 antibody [N2C3]	Rb pAb	Hu,Rat	WB, IP
	GTX115375	Syntaxin 6 antibody [N1C3]	Rb pAb	Hu,Ms,Rat	WB, ICC/IF, IHC-P
	GTX118843	SYT6 antibody [N1C2]	Rb pAb	Hu	WB, ICC/IF
	GTX102127	VAMP1 antibody	Rb pAb	Hu,Ms	WB, IHC-P
	GTX634812	VAMP2 antibody [GT6311]	Ms mAb	Ms,Rat	WB, ICC/IF, IHC-P
	GTX634829	VAMP2 antibody [GT766]	Ms mAb	Ms,Rat	WB, ICC/IF, IHC-P
	GTX133241	VAMP2 antibody	Rb pAb	Ms,Rat	WB, ICC/IF, IHC-P, IHC-Fr
	GTX132181	VAMP8 antibody	Rb pAb	Hu,Rat	WB
	GTX133148	VGLUT1 antibody	Rb pAb	Hu,Ms,Rat	WB, ICC/IF, IHC-P, IHC-Fr
	GTX133142	VGLUT2 antibody	Rb pAb	Ms,Rat	WB, ICC/IF, IHC-Fr, IHC (Free Floating)
	GTX133267	VGLUT3 antibody	Rb pAb	Ms	IHC-P, IHC-Fr
	GTX134103	VGLUT3 antibody	Rb pAb	Ms,Rat	WB, ICC/IF
	GTX133263	WAVE1 antibody	Rb pAb	Hu,Ms,Rat	WB, ICC/IF, IHC-P
	Post-synapse	GTX116206	ADAM22 antibody [N1N2], N-term	Rb pAb	Hu,Ms
GTX105373		ASIC1 antibody [N1C2]	Rb pAb	Hu	WB
GTX109734		Gephyrin antibody [N2C1], Internal	Rb pAb	Hu,Ms,Rat	WB, ICC/IF, IHC-P, IHC-Fr, IP
GTX103278		Homer1 antibody	Rb pAb	Hu,Ms,Rat	WB, ICC/IF, IHC-P, IHC-Fr, IP
GTX115242		Homer3 antibody	Rb pAb	Hu,Rat	WB, ICC/IF, IHC-P
GTX133208		Neurologin 1 antibody	Rb pAb	Ms,Rat	WB, ICC/IF
GTX115639		Neurologin 1 antibody [N1N3]	Rb pAb	Hu	WB
GTX131085		Neurologin 3 antibody	Rb pAb	Hu,Ms,Rat	WB, ICC/IF, IHC-P
GTX133244		PSD93 antibody	Rb pAb	Ms,Rat	WB, ICC/IF, IHC-P, IHC-Fr
GTX634291		PSD95 antibody [GT1234]	Ms mAb	Ms,Rat	WB, ICC/IF
GTX634290		PSD95 antibody [GT1436]	Ms mAb	Ms,Rat	WB
GTX133091		PSD95 antibody	Rb pAb	Hu,Ms,Rat	WB, ICC/IF, IHC-P, IHC-Fr
GTX134011		SAP97 antibody	Rb pAb	Ms,Rat	WB
GTX107701		SHANK1 antibody [C3], C-term	Rb pAb	Hu,Ms,Rat	WB, ICC/IF, IHC-P, IHC-Fr
GTX133352		SHANK2 antibody	Rb pAb	Ms,Rat	WB, ICC/IF, IHC-P
GTX133133		SHANK3 antibody	Rb pAb	Ms,Rat	WB, ICC/IF, IHC-Fr



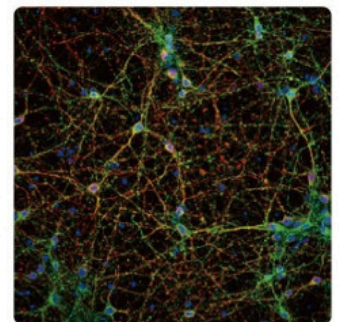
SNAP25 antibody (GTX113839)



Homer1 antibody (GTX103278)



Syntaxin 1a antibody (GTX113559)



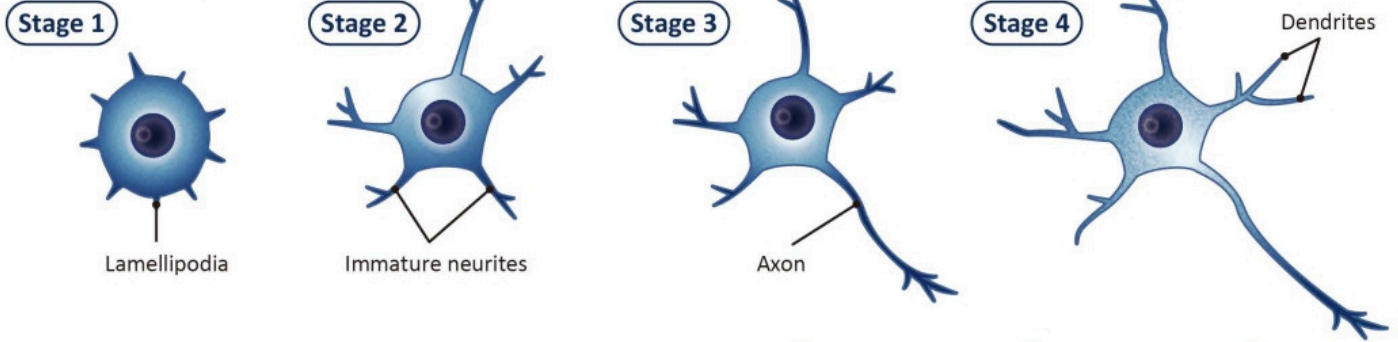
VAMP2 antibody (GTX133241)



Distributed by:

CliniSciences Group

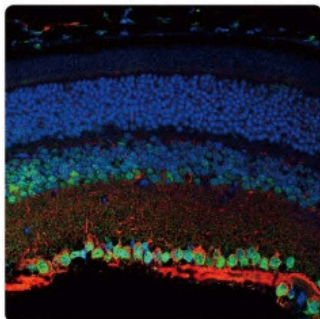
Neurite Outgrowth



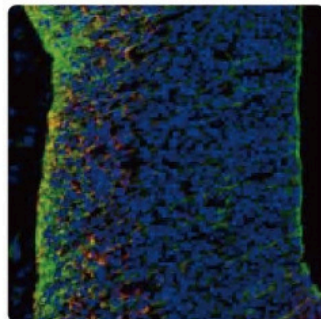
Citation Support
 KO/KD Validation
 Comparable Abs
 IP/MS Analysis
 Orthogonal Validation
 Protein Overexpression

Neurite outgrowth regulation

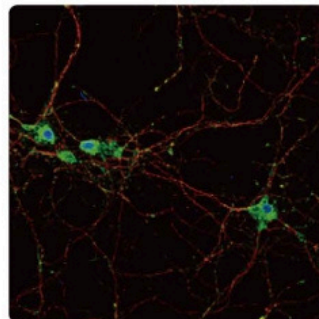
Cat. No.	Product Name	Clonality	Reactivity	Applications
GTX121937	AKT antibody [N3C2], Internal	Rb pAb	Hu,Ms,Rat,Pig,Japanese Medaka	WB, ICC/IF, IHC-P, IHC-Fr, IP, IHC
GTX128414	AKT (phospho Ser473) antibody	Rb pAb	Hu,Ms,Rat,Pig	WB, ICC/IF, IHC-P, IP
GTX132621	BDNF antibody	Rb pAb	Hu,Ms,Rat	WB, ICC/IF, IHC-P
GTX134588	CDC42 antibody	Rb pAb	Hu,Ms,Rat	WB
GTX113420	CRMP2 antibody [N1N3]	Rb pAb	Hu,Ms,Rat	WB, ICC/IF, IHC-P
GTX111192	GSK3 beta antibody [C1C3]	Rb pAb	Hu,Ms,Rat	WB, ICC/IF, IHC-P
GTX132997	GSK3 alpha (phospho Ser21) + GSK3 beta (phospho Ser9) antibody	Rb pAb	Hu,Ms	WB, IHC-Fr
GTX100521	IGF1 antibody	Rb pAb	Hu,Ms	WB, ICC/IF, IHC-P
GTX130697	LKB1 antibody	Rb pAb	Hu,Ms	WB, IHC-P
GTX101222	LYN antibody	Rb pAb	Hu,Ms	WB, ICC/IF, IHC-P, IP
GTX635694	LYN (phospho Tyr397) antibody [HL122]	Rec Rb mAb	Hu	WB, IHC-P
GTX100888	Myosin Light Chain 2 (MLC-2v) antibody	Rb pAb	Hu,Ms,Rat	WB
GTX127345	N-Cadherin antibody	Rb pAb	Hu,Ms,Rat,Mk	WB, ICC/IF, IHC-P, IHC-Fr
GTX111076	PAK1 antibody [N2C2], Internal	Rb pAb	Hu,Ms,Rat	WB, ICC/IF, IHC-P
GTX107779	PI3 kinase p55 gamma antibody	Rb pAb	Hu,Rat	WB, IHC-P
GTX636838	PI3 kinase p85 alpha antibody [HL1398]	Rec Rb mAb	Hu,Ms,Rat	WB, ICC/IF, IHC-P
GTX111068	PI3 kinase p85 alpha antibody [N2C1], Internal	Rb pAb	Hu,Ms,Rat	WB, IHC-P, IP
GTX132597	PI3 kinase p85 (phospho Tyr467)/p55 (phospho Tyr199) antibody	Rb pAb	Hu,Ms,Rat	WB, ICC/IF
GTX100462	PI3 kinase p110 alpha antibody	Rb pAb	Hu,Ms	WB, ICC/IF, IHC-P
GTX108953	PI3 kinase p150 antibody [C1C3]	Rb pAb	Hu,Ms	WB, IP
GTX111598	PKC zeta antibody	Rb pAb	Hu	WB, IHC-P
GTX108589	Profilin 2 antibody	Rb pAb	Hu,Ms,Rat	WB, IHC-P
GTX101025	PTEN antibody	Rb pAb	Hu,Ms,Rat,Pig	WB, ICC/IF, IHC-P
GTX130418	PTEN (phospho Thr366/Ser370) antibody	Rb pAb	Hu,Ms,Rat	WB, ICC/IF
GTX100761	Rac1 antibody	Rb pAb	Hu,Ms,Rat	WB, ICC/IF, IHC-P
GTX130671	Semaphorin 3A antibody	Rb pAb	Hu,Ms,Rat	WB, IHC-P
GTX129909	TGF beta Receptor 2 antibody	Rb pAb	Hu	WB
GTX133722	TrkB antibody	Rb pAb	Ms,Rat	WB, ICC/IF, IHC-P



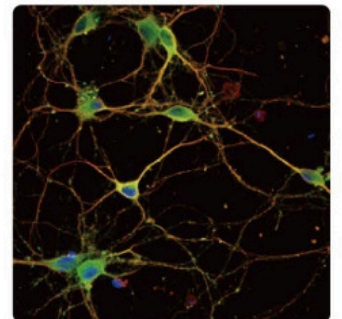
BDNF antibody (GTX132621)



N-Cadherin antibody (GTX127345)



TrkB antibody (GTX133722)



CRMP2 antibody [N1N3] (GTX113420)



GeneTex

Distributed by:

CliniSciences Group

CliniSciences Group

Austria

Company: CliniSciences GmbH
Address: Sternwartestrasse 76, A-1180
Wien - Austria
Telephone: +43 720 115 580
Fax: +43 720 115 577
Email: oesterreich@clinisciences.com
Web: <https://www.clinisciences.com>



Belgium

Company: CliniSciences S.R.L
Address: Avenue Stalingrad 52, 1000
Brussels - Belgium
Telephone: +32 2 31 50 800
Fax: +32 2 31 50 801
Email: belgium@clinisciences.com
Web: <https://www.clinisciences.com>



Denmark

Company: CliniSciences ApS
Address: Oesterbrogade 226, st. 1,
Copenhagen, 2100 - Denmark
Telephone: +45 89 888 349
Fax: +45 89 884 064
Email: denmark@clinisciences.com
Web: <https://www.clinisciences.com>



Finland

Company: CliniSciences ApS
Address: Oesterbrogade 226, st. 1,
Copenhagen, 2100 - Denmark
Telephone: +45 89 888 349
Fax: +45 89 884 064
Email: suomi@clinisciences.com
Web: <https://www.clinisciences.com>



France

Company: CliniSciences S.A.S
Address: 74 Rue des Suisses, 92000
Nanterre- France
Telephone: +33 9 77 40 09 09
Fax: +33 9 77 40 10 11
Email: info@clinisciences.com
Web: <https://www.clinisciences.com>



Germany

Company: Biotrend Chemikalien GmbH
Address: Wilhelm-Mauser-Str. 41-43,
50827 Köln - Germany
Telephone: +49 221 9498 320
Fax: +49 221 9498 325
Email: info@biotrend.com
Web: <https://www.biotrend.com>



Iceland

Company: CliniSciences ApS
Address: Oesterbrogade 226, st. 1,
Copenhagen, 2100 - Denmark
Telephone: +45 89 888 349
Fax: +45 89 884 064
Email: island@clinisciences.com
Web: <https://www.clinisciences.com>



Ireland

Company: CliniSciences Limited
Address: Ground Floor, 71 lower Baggot street
Dublin D02 P593 - Ireland
Telephone: +353 1 6971 146
Fax: +353 1 6971 147
Email: ireland@clinisciences.com
Web: <https://www.clinisciences.com>



Italy

Company: CliniSciences S.r.l
Address: Via Maremmana inferiore 378
Roma 00012 Guidonia Montecelio - Italy
Telephone: +39 06 94 80 56 71
Fax: +39 06 94 80 00 21
Email: italia@clinisciences.com
Web: <https://www.clinisciences.com>



Netherlands

Company: CliniSciences B.V.
Address: Kraaijenhoffstraat 137A,
1018RG Amsterdam, Netherlands
Telephone: +31 85 2082 351
Fax: +31 85 2082 353
Email: nederland@clinisciences.com
Web: <https://www.clinisciences.com>



Norway

Company: CliniSciences ApS
Address: Oesterbrogade 226, st. 1,
Copenhagen, 2100 - Denmark
Telephone: +45 89 888 349
Fax: +45 89 884 064
Email: norge@clinisciences.com
Web: <https://www.clinisciences.com>



Poland

Company: CliniSciences sp.Z.o.o.
Address: ul. Rotmistrza Witolda Pileckiego 67
lok. 200 - 02-781 Warszawa -Poland
Telephone: +48 22 307 0535
Fax: +48 22 307 0532
Email: polska@clinisciences.com
Web: <https://www.clinisciences.com>



Portugal

Company: Quimigen Unipessoal LDA
Address: Rua Almada Negreiros, Lote 5, Loja 14,
2615-275 Alverca Do Ribatejo - Portugal
Telephone: +351 30 8808 050
Fax: +351 30 8808 052
Email: info@quimigen.com
Web: <https://www.quimigen.pt>



Spain

Company: CliniSciences Lab Solutions
Address: C/ Hermanos del Moral 13
(Bajo E), 28019, Madrid - Spain
Telephone: +34 91 269 40 65
Fax: +34 91 269 40 74
Email: espana@clinisciences.com
Web: <https://www.clinisciences.com>



Sweden

Company: CliniSciences ApS
Address: Oesterbrogade 226, st. 1,
Copenhagen, 2100 - Denmark
Telephone: +45 89 888 349
Fax: +45 89 884 064
Email: sverige@clinisciences.com
Web: <https://www.clinisciences.com>



Switzerland

Company: CliniSciences Limited
Address: Marktgasse 18 8302 Kloten -
Switzerland
Telephone: +41 (044) 805 76 81
Fax: +41 (044) 805 76 75
Email: switzerland@clinisciences.com
Web: <https://www.clinisciences.com>



UK

Company: CliniSciences Limited
Address: 11 Progress Business center, Whittle
Parkway, SL1 6DQ Slough- United Kingdom
Telephone: +44 (0)1753 866 511
or +44 (0) 330 684 0982
Fax: +44 (0)1753 208 899
Email: uk@clinisciences.com
Web: <https://www.clinisciences.com>



USA

Company: Biotrend Chemicals LLC
Address: c/o Carr Riggs Ingram,
500 Grand Boulevard, Suite 210 Miramar
Beach, FL 32550- USA
Telephone: +1 850 650 7790
Fax: +1 850 650 4383
Email: info@biotrend-usa.com
Web: <https://www.biotrend-usa.com>

