

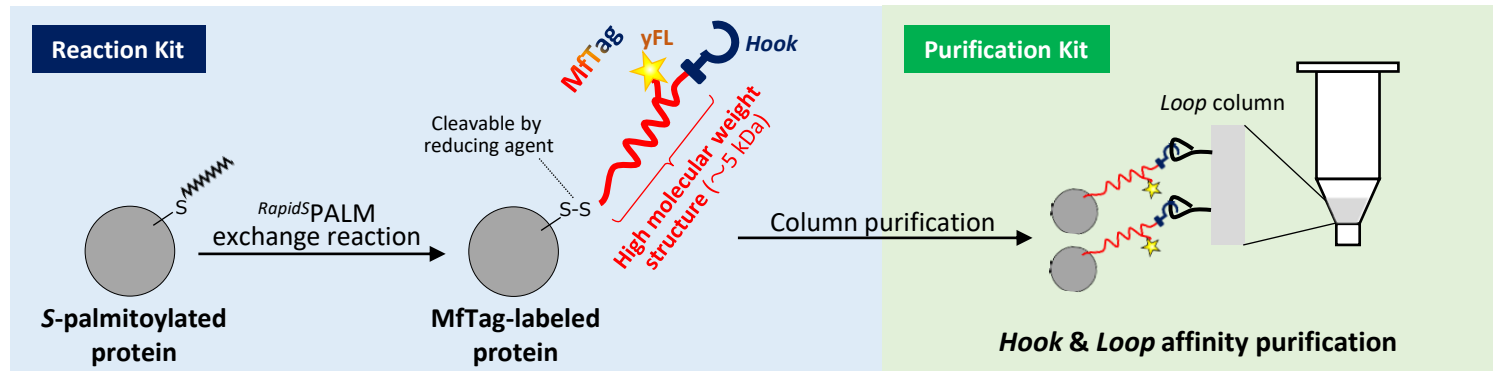
# S-Palmitoylation Detection & Analysis Kit

This product provides a multi-aspect analysis of S-palmitoylation including S-acylation, known for reversible protein lipidation in post-translational modification. *RapidSPALM* kit enables to relative quantify, count number of S-palmitoyl groups, purify & identify, and estimate S-palmitoylated ratio by substituting S-palmitoyl/acyl groups on proteins to our unique **multifunctional-tag** (MfTag). A wide range of samples, such as animal tissues, cultured cells and plant tissues, can be applied to the kit. Furthermore, *RapidSPALM* is significantly faster and easier than conventional analytic methods for protein S-palmitoylation.

## Novel S-Palmitoylation Modification Analytical Method, *RapidSPALM*

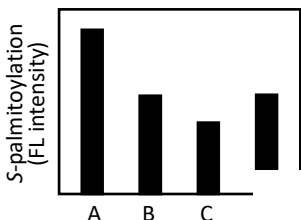
***RapidSPALM*** (Rapid Substitution of Protein S-Acylation for Multifunctional-tag) is a novel chemical strategy which can convert the S-palmitoyl groups on proteins to multifunctional-tag (MfTag) rapidly and high selectively. MfTag consists of three functional units, **high molecular weight structure (about 5 kDa)**, **yellow fluorophore (yFL)** and **affinity tag (Hook)**, and MfTag-labeled proteins can be purified simply and quickly.

\* This product consisting of two kit parts, Reaction Kit and Purification Kit, which can be chosen according to the purpose of your experiment.

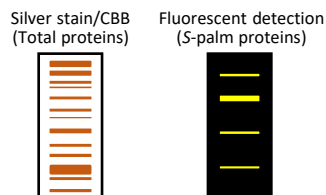


### Advantage of **Yellow Fluorophore (yFL)** ★

A) Fluorometric assay for semi-quantification

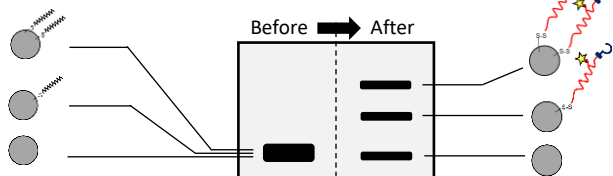


B) Fluorescent detection of S-palm proteins in SDS-PAGE



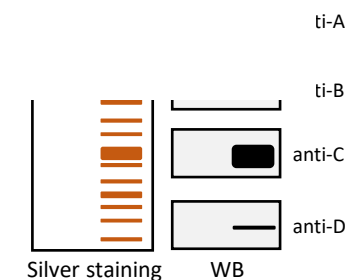
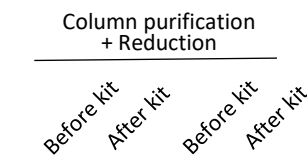
### Advantage of **High Molec**

C) Gel shift assay for counting S-palm groups

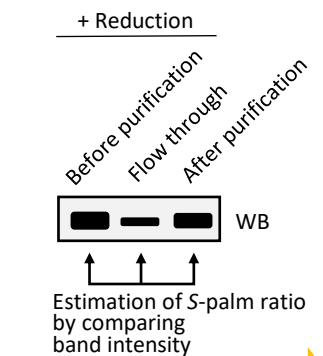


### Advantage of **Affinity Tag (Hook)** 🌀

D) Comprehensive purification & detection of S-palm proteins



E) Estimation of S-palm ratio of target proteins

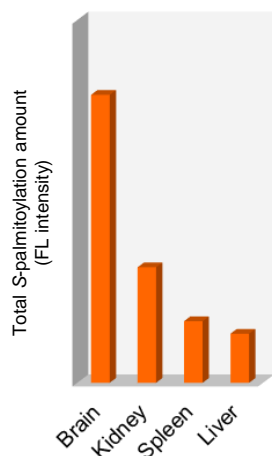


See the back side for validation data


Advantage of **Yellow Fluorophore (yFL)**

Reaction Kit

A) Comparison of fluorescence intensity among mouse tissues



B) Fluorescent detection in SDS-PAGE gel



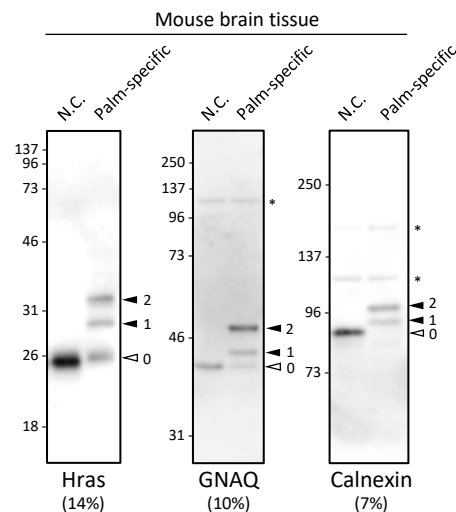
Mouse tissue lysates (brain, kidney, spleen & liver) were applied in Reaction kit to convert S-palm groups to MfTag.

- A) Total S-palm amounts in samples were compared by fluorometric assay, and brain tissue was found to have more S-palmitoylated proteins.
- B) Brain tissue sample was separated by SDS-PAGE under non-reducing condition, and detected by silver staining, and fluorescent imager (Ex 312 nm / Em >560 nm). In fluorescent detection, MfTag-labeled proteins could be observed without any additional staining.

Advantage of **High Molecular Weight Structure**

Reaction Kit

C) Estimation of S-palmitoyl group number by gel shift assay



Brain tissue lysate derived from adult mouse was applied in Reaction kit to convert S-palm groups to MfTag.

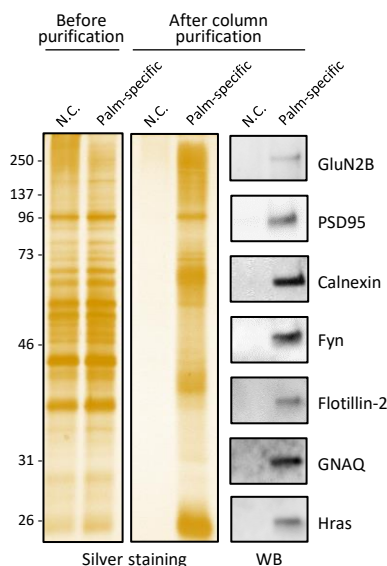
- C) After SDS-PAGE under non-reducing condition, individual proteins were detected by Western blotting using specific antibodies against S-palmitoylated proteins. All proteins showed about 5 kDa and 10 kDa band-shift from the original band. These results indicated that Hras, GNAQ and Calnexin were S-palmitoylated in two residues in mouse brain.

Advantage of **Affinity Tag (Hook)**

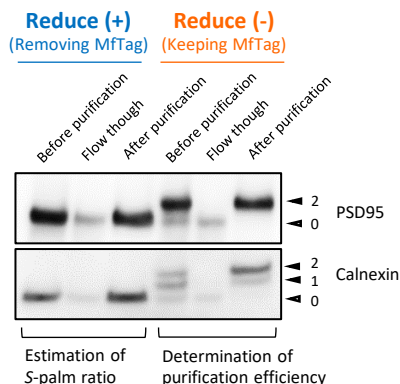
Reaction Kit

+ Purification Kit

D) Comprehensive purification & identification of S-palm proteins



E) Estimation of S-palm ratio of target proteins



Brain tissue lysate derived from mouse was applied in Reaction kit to convert S-palm groups to MfTag, and MfTag-labeled proteins were purified using Purification Kit.

- D) After column purification, MfTag-labeled proteins were separated by SDS-PAGE, then silver stained. Also, target proteins were detected with specific antibodies in Western blotting. These results indicate this kit successfully detects representative S-palmitoylated proteins.
- E) To estimate S-palm ratio in PSD95 or calnexin, same sample volume of before-purification, FT and after-purification fraction were applied to SDS-PAGE under both reducing (removing MfTag) and non-reducing (keeping MfTag) conditions, then separated proteins were detected with each antibody in Western blotting. The non-reducing condition shows MfTag-labeled proteins were completely and specifically purified. Under the reducing condition, S-palm ratio can be estimated by comparing the bands intensity between FT (MfTag-unlabeled) and after-purification (MfTag labeled) fractions, and the data indicates the majority of PSD95 and Calnexin are S-palmitoylated form in mouse brain.

Note: N.C.=Negative control  
Please refer to our website for detail information on how to set up the controls.

Please refer to our web for detail data and experimental methods. In addition to the above, various application results are available, such as mammalian cultured cells, stimulus-dependent S-palm change analysis, and plant tissue analysis etc..

Kit Part	Product Name	Code	Size
Reaction Kit	Rapid <sup>S</sup> PALM, Protein S-Palmitoylation Detection Kit	F017A	12 assays
Purification Kit	Rapid <sup>S</sup> PALM, Additional Components for Affinity Purification	F017B	24 column

Note: Reaction kit is an essential part to perform Rapid<sup>S</sup>PALM experiments, and purification kit is an optional component. Purification Kit alone could not prepare the experiments. Please select adequate kit format according to experimental purposes from the kit selection guide on our website.

Your Local Distributor

Distributed by:

CliniSciences Group

funakoshi



# CliniSciences Group

## Austria

Company: CliniSciences GmbH  
Address: Sternwartestrasse 76, A-1180  
Wien - Austria  
Telephone: +43 720 115 580  
Fax: +43 720 115 577  
Email: [oesterreich@clinisciences.com](mailto:oesterreich@clinisciences.com)  
Web: <https://www.clinisciences.com>



## Belgium

Company: CliniSciences S.R.L  
Address: Avenue Stalingrad 52, 1000  
Brussels - Belgium  
Telephone: +32 2 31 50 800  
Fax: +32 2 31 50 801  
Email: [belgium@clinisciences.com](mailto:belgium@clinisciences.com)  
Web: <https://www.clinisciences.com>



## Denmark

Company: CliniSciences ApS  
Address: Oesterbrogade 226, st. 1,  
Copenhagen, 2100 - Denmark  
Telephone: +45 89 888 349  
Fax: +45 89 884 064  
Email: [denmark@clinisciences.com](mailto:denmark@clinisciences.com)  
Web: <https://www.clinisciences.com>



## Finland

Company: CliniSciences ApS  
Address: Oesterbrogade 226, st. 1,  
Copenhagen, 2100 - Denmark  
Telephone: +45 89 888 349  
Fax: +45 89 884 064  
Email: [suomi@clinisciences.com](mailto:suomi@clinisciences.com)  
Web: <https://www.clinisciences.com>



## France

Company: CliniSciences S.A.S  
Address: 74 Rue des Suisses, 92000  
Nanterre- France  
Telephone: +33 9 77 40 09 09  
Fax: +33 9 77 40 10 11  
Email: [info@clinisciences.com](mailto:info@clinisciences.com)  
Web: <https://www.clinisciences.com>



## Germany

Company: Biotrend Chemikalien GmbH  
Address: Wilhelm-Mauser-Str. 41-43,  
50827 Köln - Germany  
Telephone: +49 221 9498 320  
Fax: +49 221 9498 325  
Email: [info@biotrend.com](mailto:info@biotrend.com)  
Web: <https://www.biotrend.com>



## Iceland

Company: CliniSciences ApS  
Address: Oesterbrogade 226, st. 1,  
Copenhagen, 2100 - Denmark  
Telephone: +45 89 888 349  
Fax: +45 89 884 064  
Email: [island@clinisciences.com](mailto:island@clinisciences.com)  
Web: <https://www.clinisciences.com>



## Ireland

Company: CliniSciences Limited  
Address: Ground Floor, 71 lower Baggot street  
Dublin D02 P593 - Ireland  
Telephone: +353 1 6971 146  
Fax: +353 1 6971 147  
Email: [ireland@clinisciences.com](mailto:ireland@clinisciences.com)  
Web: <https://www.clinisciences.com>



## Italy

Company: CliniSciences S.r.l  
Address: Via Maremmana inferiore 378  
Roma 00012 Guidonia Montecelio - Italy  
Telephone: +39 06 94 80 56 71  
Fax: +39 06 94 80 00 21  
Email: [italia@clinisciences.com](mailto:italia@clinisciences.com)  
Web: <https://www.clinisciences.com>



## Netherlands

Company: CliniSciences B.V.  
Address: Kraijenhoffstraat 137A,  
1018RG Amsterdam, Netherlands  
Telephone: +31 85 2082 351  
Fax: +31 85 2082 353  
Email: [nederland@clinisciences.com](mailto:nederland@clinisciences.com)  
Web: <https://www.clinisciences.com>



## Norway

Company: CliniSciences ApS  
Address: Oesterbrogade 226, st. 1,  
Copenhagen, 2100 - Denmark  
Telephone: +45 89 888 349  
Fax: +45 89 884 064  
Email: [norge@clinisciences.com](mailto:norge@clinisciences.com)  
Web: <https://www.clinisciences.com>



## Poland

Company: CliniSciences sp.Z.o.o.  
Address: ul. Rotmistrza Witolda Pileckiego 67  
lok. 200 - 02-781 Warszawa -Poland  
Telephone: +48 22 307 0535  
Fax: +48 22 307 0532  
Email: [polska@clinisciences.com](mailto:polska@clinisciences.com)  
Web: <https://www.clinisciences.com>



## Portugal

Company: Quimigen Unipessoal LDA  
Address: Rua Almada Negreiros, Lote 5, Loja 14,  
2615-275 Alverca Do Ribatejo - Portugal  
Telephone: +351 30 8808 050  
Fax: +351 30 8808 052  
Email: [info@quimigen.com](mailto:info@quimigen.com)  
Web: <https://www.quimigen.pt>



## Spain

Company: CliniSciences Lab Solutions  
Address: C/ Hermanos del Moral 13  
(Bajo E), 28019, Madrid - Spain  
Telephone: +34 91 269 40 65  
Fax: +34 91 269 40 74  
Email: [espana@clinisciences.com](mailto:espana@clinisciences.com)  
Web: <https://www.clinisciences.com>



## Sweden

Company: CliniSciences ApS  
Address: Oesterbrogade 226, st. 1,  
Copenhagen, 2100 - Denmark  
Telephone: +45 89 888 349  
Fax: +45 89 884 064  
Email: [sverige@clinisciences.com](mailto:sverige@clinisciences.com)  
Web: <https://www.clinisciences.com>



## Switzerland

Company: CliniSciences Limited  
Address: Marktgasse 18 8302 Kloten -  
Switzerland  
Telephone: +41 (044) 805 76 81  
Fax: +41 (044) 805 76 75  
Email: [switzerland@clinisciences.com](mailto:switzerland@clinisciences.com)  
Web: <https://www.clinisciences.com>



## UK

Company: CliniSciences Limited  
Address: 11 Progress Business center, Whittle  
Parkway, SL1 6DQ Slough- United Kingdom  
Telephone: +44 (0)1753 866 511  
or +44 (0) 330 684 0982  
Fax: +44 (0)1753 208 899  
Email: [uk@clinisciences.com](mailto:uk@clinisciences.com)  
Web: <https://www.clinisciences.com>



## USA

Company: Biotrend Chemicals LLC  
Address: c/o Carr Riggs Ingram,  
500 Grand Boulevard, Suite 210 Miramar  
Beach, FL 32550- USA  
Telephone: +1 850 650 7790  
Fax: +1 850 650 4383  
Email: [info@biotrend-usa.com](mailto:info@biotrend-usa.com)  
Web: <https://www.biotrend-usa.com>

